

Scottish National Database 2.5

User Instruction Manual

March 2021



Table of Contents

1	Revision History	5
2	Introduction, SND Portal and Sign-in	7
3	SND Local Authority Home or Landing Page.....	8
4	Applying Mappings	10
4.1	Enforcement Mappings:	11
4.2	Complaint Mappings	12
4.3	Food Establishment Mappings.....	12
4.4	Intervention Mappings.....	12
4.5	FHIS Status Mappings	13
4.6	Approval Mappings	13
4.6.1	Approval Status.....	13
4.6.2	Approval Code	13
4.6.3	Approval Category	14
4.6.4	Approval Associated Activity	15
4.6.5	Approval Remark	15
4.6.6	Approval Species	15
5	Submissions	17
6	Local Authority Dashboards.....	19
6.1	Home Dashboard.....	20
6.2	Food Business Summary.....	21
6.3	Registered Food Businesses	22
6.4	Approved Food Businesses	24
	Approved Food Businesses (continued).....	25
6.5	Risk Ratings.....	26

6.6	Unrated Food Businesses.....	26
6.7	Interventions	27
6.8	Enforcement Actions.....	28
6.9	Service Requests.....	29
6.10	Convictions	30
6.11	Food Hygiene Information Scheme.....	31
6.12	Samples.....	32
7	National Dashboards.....	33
7.1	National Fishing Vessel Dashboard.....	33
7.2	National Registered Food Business Establishment Dashboard	33
7.3	National Approved Establishment Dashboard	33
7.4	National Mobile Food Unit Dashboard	33
8	Food Establishment Detail View	35
9	Approved Food Establishment Detail View	38
10	Export and Import functionality	39
10.1	Example – Flag a business as an Exporter and add Export records	39
10.2	Flag a business as an Importer and add Import records.....	41
10.3	Browse Import and Export records	41
11	Scottish Food Enforcement Annual Return (‘SFEAR’) Reports	42
11.1	Food Establishment Profile	43
11.2	Food Law Compliance Category Report.....	44
11.3	Food Hygiene Risk Rating Report	45
11.4	Food Standards Risk Rating Report	46
11.5	Complaints in Reporting Period	47
11.6	Interventions in Reporting Period.....	47
11.7	Enforcement Actions in Reporting Period	47

11.8	Inspections Due and Achieved	48
12	User Management.....	50
12.1	User permissions:	50
12.2	Function level permissions:.....	50
13	Data Quality Monitoring	51
13.1	Local Authority Status Dashboard	51
13.2	Data Quality Monitoring	51

1 Revision History

This document will be revised and re-issued each time an upgrade is applied to the Scottish National Database ('SND').


Version	Date	Author	Content
SND 2.4	31/03/2021	Jacque Sutton	<p>Upgrade to SND 2.5</p> <p>New content:</p> <ul style="list-style-type: none"> • Upgrade to SFEAR default dates. • SEAR Inspections Due and Achieved report for LAs • National Fishing Vessel Dashboard • National Registered Food Business Establishment Dashboard (for FSS) • National Approved Food Business Establishment Dashboard (for FSS)
SND 2.3	14/07/2020	Jacque Sutton	<p>Upgrade to SND 2.3</p> <p>New content:</p> <ul style="list-style-type: none"> • New Imports and Exports functionality. • New Unrated Business dashboard (released in March 2020). • Upgrade to SFEAR Food Law Compliance to include Food Law Broad Compliance calculation. • User Management
SND 2.2	30/01/2020	Jacque Sutton	<p>Upgrade to SND 2.2</p> <p>New content:</p> <ul style="list-style-type: none"> • New Risk Rating dashboard. • First phase of Scottish Food Enforcement Annual Return Reports.
SND 2.1	21/10/2019	Jacque Sutton	<p>Upgrade to SND 2.1</p> <p>Contains:</p> <ul style="list-style-type: none"> • New format Dashboards with new filters. • PDF facility for Food Establishment and Approved Food Establishment.
SND 2.0	19/09/2019	Jacque Sutton	<p>First Issue for upgrade to SND 2.0:</p> <p>Contains:</p> <ul style="list-style-type: none"> • Portal link and sign in.

			<ul style="list-style-type: none">• Mappings.• New format of Food Establishment screen.• New format of Approved Food Establishment screen.
--	--	--	--

2 Introduction, SND Portal and Sign-in

SND is a central repository developed within FSS. It collects Food Enforcement Activity from each of the 32 Scottish Local Authorities via an API with each LA's Management Information System.

The portal is accessed via the following URL: <https://portal.fss-snd.scot>



Food Standards Scotland Home

Welcome to the Scottish National Database
Please login

@ you@example.com

Password

Remember me?

Login Forgot Your Password?

Food Standards Scotland

Food Standards Scotland

SND Portal by Food Standards Scotland More information is available [here](#) For technical queries and support, [click here](#).

User Administration in SND is managed within each Local Authority and within FSS. Please see section 11 for further information on User Management.

Please note that screen shots of SND within this document are often taken from our Test SND Portal which uses teal header and footers. The Live SND portal has dark purple headers and footers throughout.

System administrators at each Local Authority and at FSS must ensure that their own SND User list is kept up to date, deleting any users who no longer require access to the database.

3 SND Local Authority Home or Landing Page

The Home or Landing Page for a Local Authority appears as follows, with relevant data for the Local Authority:

Expanding the sections on this page shows relevant information that has been collected from the LA MIS, for example:

Head of Food Services:

Head of Food Services ▼

Full name

Email Address

Building number

Street

City or town

District

County

Postcode

Full Time Equivalent Posts

Full time equivalent posts ▼

Post Type	Available	Occupied
Food Hygiene professional	20	20
Food Hygiene administration	3	3
Food Standards professional	20	20
Food Standards administration	3	3

Responsibility

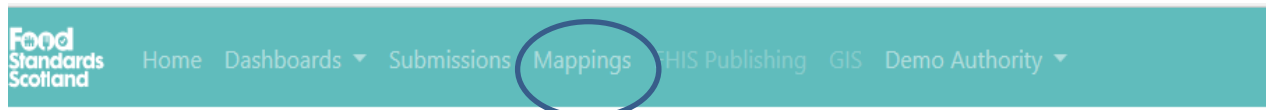
Responsibility ▼

Responsibility Type	Lead Officer	Email Address
Food Hygiene	Frank Miller	frankmiller@maclarenwest.co.uk
Food Standards	Frank Miller	frankmiller@maclarenwest.co.uk

If there are errors in the information shown then these must be corrected within the LA MIS. Corrections will be copied through to SND in the next data submission.

4 Applying Mappings

Data mappings can be created and modified by SND Administrators in each Local Authority:



The Mapping Function maps data that has arrived from the LA MIS to standard values that are used for national reporting. (If the national values are used within the LA MIS, then there will be no need to apply mappings in SND.)

The following areas require mappings.

Mapping type	Number of mappings required	Number of mappings applied	
Enforcements	0	10	Create/Edit Enforcement Mappings
Complaints	0	0	No mappings required
FoodEstablishments	0	82	Create/Edit FoodEstablishment Mappings
Interventions	0	25	Create/Edit Intervention Mappings
Responsibilities	0	0	No mappings required
Food Hygiene Information Scheme	0	2	Create/Edit Food Hygiene Information Scheme Mappings
Approval Status	0	0	No mappings required
Approval Code	0	0	No mappings required
Approval Category	0	0	No mappings required
Approval Associated Activity	0	0	No mappings required
Approval Remark	0	0	No mappings required
Approval Species	0	0	No mappings required

Click on Create / Edit boxes to apply any required mappings.

4.1 Enforcement Mappings:

[Download excel file](#)

Enforcement Mappings.

[Back to Mappings](#)

Input Text	Map value to	Save
FS Seizure, detention or Surrender	Detention and Seizure - Food Safety	
FH Improvement notice	Hygiene Improvement Notice	
FS Voluntary closure	Voluntary Closure	
FH Food Hygiene Contravention Letter	Contravention Letter Food Hygiene	
FH Voluntary closure	Voluntary Closure	
FH Remedial Action/Detention Notice	Remedial Action Notice	
FS Improvement notice	Improvement Notice	
FS Food Standards Contravention Letter	Contravention Letter Food Standards	
FH Written Warning	Contravention Letter Food Hygiene	
FS Written Warning	Contravention Letter Food Standards	

The above shows an example of Enforcement Mappings. The 'Input Text' on the left is the Enforcement Type text that has arrived in SND from your MIS. The 'Map value to' boxes on the right allow selection from a standard list of Enforcement Type values.

The box below shows the expanded list of the Enforcement Types that can be chosen in SND 2.0.

- Advice Letter Food Hygiene
- Advice letter Food Law
- Advice letter Food Standards
- Compliance Notice
- Contravention Letter Food Hygiene
- Contravention Letter Food Law
- Contravention Letter Food Standards
- Detention and Seizure - Food Information Law
- Detention and Seizure - Food Safety**
- Detention and Seizure - Novel Foods
- Detention Notice (Approved Businesses)
- Fixed Penalty Notice
- Food Incident / Recall / Withdrawal
- Hygiene Emergency Prohibition Notice
- Hygiene Emergency Prohibition Order
- Hygiene Improvement Notice
- Hygiene Prohibition Order
- Improvement Notice
- Prosecution
- Regulation 27 Notice
- Remedial Action Notice
- Simple Caution
- Suspension of Approval
- Value not recognised
- Voluntary Closure
- Withdrawal of Approval

4.2 Complaint Mappings

The box below shows the expanded list of the Complaint Types that can be chosen in SND 2.0.

Food
Food Standards Complaint
Hygiene of premises
Value not recognised

4.3 Food Establishment Mappings

For the Food Establishment records, the Food Establishment Type (or Premises Type) that is recorded in the LA MIS needs to be mapped to the SND Food Establishment Type (based on LAEMS premises types):

- Caring premises
- Distributors/Transporters
- Hotel/Guest house
- Importers/Exporters
- Manufacturers and Packers
- Mobile Food Unit
- Primary Producers
- Pub/Club
- Restaurant/Café/Canteen
- Restaurants and Caterers
- Restaurants and caterers – other
- Retailers
- School/College
- Small retailer
- Supermarket/Hypermarket
- Take-away

4.4 Intervention Mappings

The box below shows the expanded list of the Intervention Types that can be chosen in SND 2.0. Note that the only change from SND 1.0 is that 'Revisits and other visits' has changed to 'Revisits, Surveillance and other visits'.

Advice and education

Information/intelligence gathering
 Inspections and audits
 Revisits, Surveillance and other visits
 Sampling visits
 Value not recognised

4.5 FHIS Status Mappings

Map your MIS FHIS status values to the SND FHIS status values listed here as necessary:

- Awaiting Inspection
- Awaiting Inspection (sensitive)
- Exempt
- Exempt (sensitive)
- Improvement Required
- Improvement Required (sensitive)
- Out of Scope
- Pass
- Pass (sensitive)
- Pass with Eat Safe
- Pass with Eat Safe (sensitive)

4.6 Approval Mappings

Approval Mappings listed below are all new in SND 2.0.

4.6.1 Approval Status

This box shows the expanded list of the Approval Status values.

Approved

Authorised
 Conditional Approval
 Refused
 Suspended
 Value not recognised
 Withdrawn

4.6.2 Approval Code

This box shows the expanded list of the Approval Code values.

Collagen
Dairy products
Eggs and egg products
Fishery products
Frogs' legs and snails
Gelatine
General activity establishments
Live bivalve molluscs
Meat products
Minced meat, meat preparations and mechanically recovered meat
Rendered animal fats and greaves
Treated stomachs, bladders and intestines
Value not recognised

4.6.3 Approval Category

This box shows the expanded list of the Approval Category values.

auction hall
cold store
collection centre
cutting plant
dispatch centre
factory vessel
freezer vessel
fresh fishery products plant
game handling establishment
liquid egg plant
meat preparation establishment
mechanically separated meat establishment
minced meat establishment
packing centre
processing plant
purification centre
re-wrapping establishment
slaughterhouse
Value not recognised
wholesale market

4.6.4 Approval Associated Activity

This box shows the expanded list of the Approval Associated Activity values.

auction hall
cold store
collection centre
cutting plant
dispatch centre
factory vessel
freezer vessel
fresh fishery products plant
game handling establishment
liquid egg plant
meat preparation establishment
mechanically separated meat establishment
minced meat establishment
packing centre
processing plant
purification centre
re-wrapping establishment
slaughterhouse
Value not recognised
wholesale market

4.6.5 Approval Remark

This box shows the expanded list of the Approval Remark values.

blood products
frogs' legs
meat extracts and any powdered products derived from meat
meat products
snails
treated stomachs, bladders and intestines
Value not recognised

4.6.6 Approval Species

This box shows the expanded list of the Approval Species values.

bovine
caprine
farmed land mammals other than domestic ungulates
lagomorphs
ovine
porcine
poultry
ratite
shellfish
solipeds
Value not recognised
wild birds
wild lagomorphs
wild land mammals other than wild ungulates and wild lagomorphs.
wild ungulates

5 Submissions

The Submissions view for a Local Authority shows the status of the last 10 data submissions received in SND for that Local Authority.

Weekly data submissions are received from the LA MIS. Successful data submissions have a status of ‘processed’. The current Api Version is 3.1. Any submissions with an Api version of 1.0 were received before MIS upgrades for FLRS.

Clicking the Submission Details box at the right hand side of a submission will show a summary of the records received in that particular submission:

Local Authority Code	Local Authority Name	Created At
000	Demo Council	3/7/2019 3:59:11 PM

Local Authorities	0	Food Establishments	0
Head of Food Services	0	Approvals	0
Full Time Equivalent Posts	0	Complaints	0
Responsibilities	0	Convictions	0
		Enforcements	0
Imports	0	Interventions	0
Exports	0	Food Hygiene Information Scheme	0
High Risk Foods and Processes	0	Food Hygiene Risk Ratings	0
Food Law Rating	0	Food Standards Risk Ratings	0
		ApprovalV2s	0

This is an empty submission as all of the record counts are zero.

If records have been submitted a 'View' option will be available to allow scrutiny of the actual records submitted from the LA MIS:

Local Authorities	0	
Head of Food Services	0	
Full Time Equivalent Posts	0	
Responsibilities	7	View
Imports	0	
Exports	0	
High Risk Foods and Processes	0	
Food Law Rating	7	View

For example:

[Download excel file](#)

Q please search

Id	AverageRiskRatingScore	BusinessGroup	CompositionPerformanceScore	ConfidenceInM
7776	3	3	2	3
7777	2	2	2	2
7778	3	2	3	3
7779	3	2	3	3
7780	1	2	1	1
7781	2	3	2	3
7782	2	2	2	2

< 1 > Go to 1 20/page Total 7

The data submitted can be downloaded to Excel.

6 Local Authority Dashboards

The following data dashboards are now available:

Dashboards ▾ SFEAR ▾ Submissions

- Home Dashboard
- Food Business Summary
- Registered Food Businesses
- Approved Food Businesses
- Risk Ratings
- Unrated Food Businesses
- Interventions
- Enforcement Actions
- Service Requests
- Convictions
- Food Hygiene Information Scheme
- Samples
- Exports
- Imports

With the exception of the Home Dashboard all dashboards have common facilities to filter and order data, and to download to Excel for further manipulation.

Where required, Local Authority users will also have access to the National Fishing Vessel Dashboard.

6.2 Food Business Summary

The Food Business Summary lists all Food Business Establishments registered and approved at the Local Authority.

SND Id	MIS Id	Trading Name	Street	City or Town	Food Establishment Type
357645	365	Aify	Richmond Road	Washington	Retailers
357650	641	Cisive	Mill Lane	Washington	Pub/Club
357643	51	Dominive	Queen Street	Perth	Retailers

Order data by clicking the data grid column headings. Data can be filtered using the Filter button at the top left of the data grid.

Choose the required data filters then click outside of the filter box to apply the filter. To clear the filters click the Reset button.

A 'Download Excel File' button is available at the top left of the dashboard. There is a scroll left / right bar located at the bottom of the dashboard data grid.

6.3 Registered Food Businesses

This dashboard lists all Registered Food Business Establishments at the Local Authority.

Registered Food Businesses

Filter... | Download excel file | Food Law Risk Rating Report

Trading Name	Street	Operator	Food Establishment Type	Food Law Business Group	Importer	Exporter	Actions
Dominive	Queen Street	Annelle Lasker	Retailers	2			Detail
sufore	St. John's Road	Cristi Tomas	Pub/Club				Detail
Aiify	Richmond Road	Taren Miland	Retailers				Detail

Order data by clicking the data grid column headings. Data can be filtered using the Filter button at the top left of the data grid.

Filter

Reset Cancel

Trading status
Open

Food Establishment Types
Food Establishment Types

Food Law Business Groups
Food Law Groups

Food Hygiene Risk Ratings
Food Hygiene Risk Ratings

Food Standards Risk Ratings
Food Standards Risk Ratings

Food Law Risk Ratings
Food Law Risk Ratings

Food Hygiene Information Scheme Status
Food Standards Risk Ratings

Food Law last risk rating date
Start Date - End Date

Food Law next risk rating date
Start Date - End Date

Food Hygiene last risk rating date
Start Date - End Date

Food Hygiene next risk rating date
Start Date - End Date

Food Standards last risk rating date
Start Date - End Date

Food Standards next risk rating date
Start Date - End Date

FHIS Visit date
Start Date - End Date

Choose the required data filters then click outside of the filter box to apply the filter. To clear the filters click the Reset button.

A 'Download Excel File' button is available at the top left of the dashboard. There is a scroll left / right bar located at the bottom of the dashboard data grid.

Click on 'Detail' in the 'Actions' column to the right of the data grid to show the full detail for any Food Business Establishment (see section 7).

6.4 Approved Food Businesses

This dashboard lists all Approved Food Business Establishments at the Local Authority.

Approved Food Establishments

Filter... [Download excel file](#) [Food Law Risk Rating Report](#)

Trading Name	Street	Operator	Food Establishment Type	Approval Status	Importer	Exporter	Actions
infracee	High Street	Nathalie Yeldell	Primary Producers				Detail
polyose	Park Lane	Jona Freshour	Primary Producers				Detail

Order data by clicking the data grid column headings. Data can be filtered using the Filter button at the top left of the data grid.

PTO

Approved Food Businesses (continued)

Filter

Reset
Cancel

Trading status

Food Establishment Types

Food Law Business Groups

Food Hygiene Risk Ratings

Food Standards Risk Ratings

Approval Category

Approval Code

Approval Remark

Approval Species

Approval Associated Activity

Approval Status

Food Hygiene last risk rating date

 -

Food Hygiene next risk rating date

 -

Food Standards last risk rating date

 -

Food Standards next risk rating date

 -

Choose the required data filters then click outside of the filter box to apply the filter. To clear the filters click the Reset button.

A 'Download Excel File' button is available at the top left of the dashboard. There is a scroll left / right bar located at the bottom of the dashboard data grid.

Click on 'Detail' in the 'Actions' column to the right of the data grid to show the full detail for any Food Business Establishment (see sections 7 and 8).

6.5 Risk Ratings

This dashboard lists the current Risk Rating(s) for each Food Business and the date that the next inspection is due. Note that unrated Food Businesses will not show on this dashboard.

As with the other dashboards, data can be ordered, filtered, and downloaded to Excel for further manipulation.

6.6 Unrated Food Businesses

This dashboard lists all Unrated Food Businesses within the Local Authority. This dashboard will be blank for any Local Authority that does not have any unrated Food Businesses.

As with the other dashboards, data can be ordered, filtered, and downloaded to Excel for further manipulation.

6.7 Interventions

This dashboard lists all Interventions carried out by the Local Authority.

Interventions

Filter... [Download excel file](#)

Intervention Date	Risk Rating of premises at the time of Intervention	Intervention Type	Trading Name	Street	City or Town	Responsibility Type	Food Establishment Type	Food Law Business Group
02 May 2019	C	Inspections and audits	Wm Morrison Supermarkets Plc	The Triangle	Bishopbriggs	Food Hygiene	Supermarket/Hypermarket	
16 May 2018	C	Inspections and audits	Wm Morrison Supermarkets Plc	The Triangle	Bishopbriggs	Food Hygiene	Supermarket/Hypermarket	
16 May 2018	C	Inspections and audits	Wm Morrison Supermarkets Plc	The Triangle	Bishopbriggs	Food Standards	Supermarket/Hypermarket	

Order data by clicking the data grid column headings. Data can be filtered using the Filter button at the top left of the data grid.

Filter

[Reset](#) [Cancel](#)

Food Business Types

Food Business Types

Food Law Business Groups

Food Law Risk Ratings

Responsibility Types

Responsibility types

Intervention Type

Intervention Types

Intervention Date

Start Date - End Date

Choose the required data filters then click outside of the filter box to apply the filter. To clear the filters click the Reset button.

A 'Download Excel File' button is available at the top left of the dashboard. There is a scroll left / right bar located at the bottom of the dashboard data grid.

6.8 Enforcement Actions

This dashboard lists all Enforcement Actions taken by the Local Authority.

Enforcement Actions

Filter... [Download excel file](#)

Enforcement Date	Enforcement Type	Food Establishment Type	Food Law Business Group	Trading Name	SND Id	MIS Id	SND Food Est. Id	MIS Food Est
20 Feb 2017	Contravention Letter Food Hygiene	Take-away		Romys Fast Food Take Away	S40660	OSWZ7VGJ05500	318397	PI/000047104
01 Jun 2016	Contravention Letter Food Hygiene	Restaurant/Cafe/Canteen		West Carlston Garden Centre	S40533	O83LEBGJ04C00	318226	PI/000012199
19 Apr 2016	Contravention Letter Food Hygiene	School/College		St. Flannan's Primary School	S40586	OSVM97GJ05400	318296	PI/000021838

Order data by clicking the data grid column headings. Data can be filtered using the Filter button at the top left of the data grid.

Filter

[Reset](#) [Cancel](#)

Food Business Types

Food Business Types

Food Law Business Groups

Food Law Risk Ratings

Enforcement Type

Enforcement Types

Enforcement Date

Start Date - End Date

Choose the required data filters then click outside of the filter box to apply the filter. To clear the filters click the Reset button.

A 'Download Excel File' button is available at the top left of the dashboard. There is a scroll left / right bar located at the bottom of the dashboard data grid.

6.9 Service Requests

This dashboard lists all Food Business Establishment Service Requests received. This dashboard was previously known as the Complaints dashboard.

Complaints

Filter... [Download excel file](#)

Complaint Date	Complaint Type	Responsibility Type	Food Establishment Type	Trading Name	SND Id	MIS Id	SND Food Est. Id	MIS Food Est
1st Aug 17	Hygiene of premises	Food Hygiene	Take-away	Good Luck Chinese Takeaway	127131	OU0GK3GJ04W00	318283	PI/000019223
28th Jul 17	Hygiene of premises	Food Hygiene	Restaurant/Cafe/Canteen	Delhi Darbar	127126	OTT66JGJ04R00	318254	PI/000017390
25th Apr 17	Food	Food Hygiene	Restaurant/Cafe/Canteen	Taste Indian Cuisine	127138	O0YX25GJ04R00	318348	PI/000033444

Order data by clicking the data grid column headings. Data can be filtered using the Filter button at the top left of the data grid.

Filter

Reset
Cancel

Food Business Types

Food Law Business Groups

Responsibility Type

Complaint Type

Complaint Date

-

Choose the required data filters then click outside of the filter box to apply the filter. To clear the filters click the Reset button.

A 'Download Excel File' button is available at the top left of the dashboard. There is a scroll left / right bar located at the bottom of the dashboard data grid.

6.10 Convictions

To follow.

6.11 Food Hygiene Information Scheme

This dashboard lists all Food Hygiene Information Scheme records recorded.

Food Hygiene Information Scheme

Filter... [Download excel file](#)

Date Visited	Status	Food Establishment Type	Trading Name	SND Id	MIS Id	SND Food Est. Id	MIS Fo
03 Nov 2017	Pass	Retailers	twigen	218737	90FHIS	372398	90
09 Oct 2017	Pass	Restaurants and caterers - other	pladel	218759	185FHIS	372425	185
13 Sep 2017	Pass	Retailers	Aify	218736	89FHIS	372397	89

Order data by clicking the data grid column headings. Data can be filtered using the Filter button at the top left of the data grid.

Filter

Food Business Types

Food Law Business Groups

FHIS Status

Visit Date

-

Choose the required data filters then click outside of the filter box to apply the filter. To clear the filters click the Reset button.

A 'Download Excel File' button is available at the top left of the dashboard. There is a scroll left / right bar located at the bottom of the dashboard data grid.

6.12 Samples

This dashboard lists all completed Sample records recorded.

Samples

Filter... [Download excel file](#)

Search

Sample Date	Is Satisfactory	SFSD Id	Trading Name	Street	City Or Town	Food Establishment Type	SND Food Est. Id	MIS Food Est. Id
No Data								

< 1 > Go to 1 20/page Total 0

Order data by clicking the data grid column headings. Data can be filtered using the Filter button at the top left of the data grid.

Filter

[Reset](#) [Cancel](#)

Food Business Types

Food Business Types

Food Law Business Groups

Food Law Groups

Sample Date

Start Date - End Date

Choose the required data filters then click outside of the filter box to apply the filter. To clear the filters click the Reset button.

A 'Download Excel File' button is available at the top left of the dashboard. There is a scroll left / right bar located at the bottom of the dashboard data grid.

7 National Dashboards

National dashboards list Food Business Establishment data across Scotland. National dashboards are predominantly used by FSS SND users, but where they are of use to LA SND users they can be made available following specific permission being granted from each Local Authority to share their Food Business Establishment data with other Local Authorities.

7.1 National Fishing Vessel Dashboard

This dashboard allows SND users to quickly check the registration and inspection details of all Fishing Vessels registered with Scottish Local Authorities. Permission has been granted by all Local Authorities with Fishing Vessel registrations to allow sharing of this information with other Local Authorities.

Colour coding is used on this dashboard:

- Vessels highlighted in green have a compliant inspection
- Vessels entirely highlighted in red have a non-compliant inspection
- Vessels labelled 'Awaiting Inspection' need to be re-inspected.
- Vessels labelled 'Unrated' have not been inspected.

7.2 National Registered Food Business Establishment Dashboard

This dashboard allows FSS SND users to see and search all Food Business Establishments registered with Local Authorities in Scotland.

7.3 National Approved Establishment Dashboard

This dashboard allows FSS SND users to see and search all Local Authority Approved Food Business Establishments in Scotland.

7.4 National Mobile Food Unit Dashboard

This dashboard will become available to Local Authority SND users when we have sought permission from each Local Authority to share their data. Mobile Food Unit information held in SND will be listed, from Local Authorities that have granted permission to share this information with other Local Authorities.

8 Food Establishment Detail View

Changes have been applied to the layout and content of the Food Establishment view.

The view splits the information into various categories as shown in the demo example below:

Food Establishment: Dominive

Business Information

Business Operator Annelle Lasker	Date Registered 21st Feb 1992
Trading Name Dominive	Business Start Date not provided
Address 53110 Queen Street North District BO2 1WA	Ceased Trading No
Food Establishment Type Retailers	Modified in MIS 18th Jul 2018

Business Performance (Food Law)

Current Food Law Rating B	Last Inspection Date 17th Jul 2018	FHIS Status Pass
Food Law Business Group 2	Next Inspection date 17th Jan 2020	FHIS Status Date 16th Jul 2018
Average Score 2	Officer Responsible Stan Stillings	

Food Safety and Practice Performance	2	2 - Generally Compliant
Cross Contamination Performance	2	2 - Generally Compliant
Structural Performance:	2	2 - Generally Compliant
Food Information Performance:	2	2 - Generally Compliant
Composition Performance:	2	2 - Documented appropriate (HACCP based) FSMS in place and followed.
Food Safety Management System:	2	2 - Generally Compliant
Confidence In Management	3	3 - Some confidence. Engage with obligations but gaps in technical awareness. Reliant on LA. New Business or FBO

The Business Performance box will show complete information from the latest risk rating of the food business. If the business has not been rated for Food Law then the most recent Food Hygiene and Food Standards risk ratings will be shown in the Business Performance box.

Business Identifiers

SND Unique Id 357643	UPRN 61MQLNMUJLD
MIS Unique ID 51	Northing / Easting 656496.0 / 282214.0
LA Premises Code No value provided	

The Business Identifier box shows all unique identifiers related to the business. With the exception of the SND Unique ID (which is generated in SND), the identifiers originate in the LA MIS.

Food Law Risk Rating history (Count: 1) [Add Food Law Risk Rating](#) [Edit Last Food Law Risk Rating](#)

Source	Officer Resp.	Business Group	Rating	Band	Risk Rating Date	Next Risk Rating	Food Safety And Practice Performance
							Description
SND	Stan Stillings	2	2	B	17th Jul 18	17th Jan 20	2 - Generally Compliant

The Food Law Risk Rating History box lists all of the Food Law Risk Rating records for the Food Business. Note that, for early adopters of FLRS, some of these records will have originated in SND, and this is shown in the Source column, as indicated. The source of all other FLRS records will be 'MIS'.

Interventions (Count: 17)

Type	Responsibility	Date
Inspections and audits	FS	16th Jul 18
Inspections and audits	FH	16th Jul 18
Inspections and audits	FH	5th Mar 18
Inspections and audits	FH	13th Jan 17
Inspections and audits	FS	13th Jan 17
Revisits, Surveillance and other visits	FS	14th Nov 16

Enforcements (Count: 3)

Type	Date
FH Food Hygiene Contravention Letter	17th Jul 18
FH Food Hygiene Contravention Letter	17th Jan 17
FH Food Hygiene Contravention Letter	7th Jan 14

Complaints (Count: 1)

Type	Responsibility	Date
Food	FH	1st Feb 18

All Interventions, Enforcement Actions and Complaints recorded for the Food Business will be listed as shown above. The view will also show all Food Hygiene Risk Ratings, Food Standards Risk Ratings, and completed Sample records as detailed below:

Food Hygiene Risk Rating history (Count: 5)

Date	Next Inspection Date	Officer Resp.	Rating	Score	Consumers at Risk	Level of Hygiene Compliance	Level of Structural Compliance	N P
16th Jul 18	16th Jan 20	Williamae Wedge	C	60	5	10	10	0
13th Jan 17	13th Jul 18	Williamae Wedge	C	60	5	10	10	0
22nd Jul 15	22nd Jul 17	Abraham Arnold	D	50	5	5	5	0
6th Jan 14	6th Jan 16	Abraham Arnold	D	50	5	5	5	0
12th Jul 12	12th Jul 14	Abraham Arnold	D	50	5	5	5	0

Food Standards Risk Rating history (Count: 5)

Date	Next Inspection Date	Officer Resp.	Rating	Score	Level of Current Compliance	Ease of Compliance	Consumers at Risk
16th Jul 18	16th Jul 23		C	35	0	10	5
13th Jan 17	13th Jan 22		C	35	0	10	5
22nd Jul 15	22nd Jul 20		C	35	0	10	5
6th Jan 14	6th Jan 19		C	35	0	10	5
12th Jul 12	12th Jul 17		C	35	0	10	5

Samples (Count: 0)

Sample Date	Sample Number	Food Description	Brand Name	Is Satisfactory
No Data				

9 Approved Food Establishment Detail View

The Approved Food Establishment Detail View follows the same format as the Food Establishment Detail View above, with the addition of the Approval Information box as shown below:

Approval Information

Approved: **Yes**
Approval Date: **2nd Sep 2003**
Approval Number: **KD026**
Approval Category: **Meat Preparation Establishment**

Approval Associated Activities: **Meat Preparation Establishment**
Approval Codes: **V - Minced meat, meat prep VI - Meat products**
Approval Details:
Approval Remarks: **Meat products**
Approval Species:

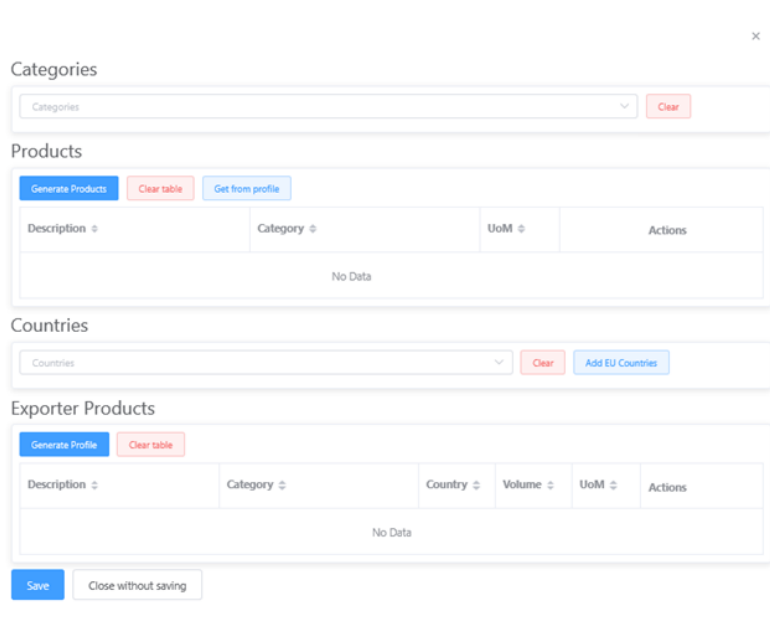
10 Export and Import functionality

New functionality introduced to SND in July 2020 allows Local Authorities to add any known Import and / or Export records to registered or approved food businesses. The new functionality allows authorised SND users to:

- Mark a business as an Importer or Exporter. Also remove Import / Export status from a business.
- Enter, modify and delete Import and Export product records against any food business.
- Report on Imports and Exports by:
 - Filtering dashboards to show just Importers / Exporters, or exclude Importers / Exporters.
 - Search Import / Export records using the new Import dashboard and the new Export dashboard.

10.1 Example – Flag a business as an Exporter and add Export records

- Find the business using either the Registered Food Business Dashboard or the Approved Food Business Dashboard. Click on the Details tab to enter the Detail page for the business.
- Scroll down to the bottom of the page and either:
 - Click ‘Set as Exporter’ if you just want to highlight that this business exports products and you don’t want to add any product details at this time. The business will now show as an Exporter on all dashboards. Or;
 - Click ‘Update’ if you’d like to add one or more Products that the business Exports. Then continue with the next bullet.
- If you wish to add an Export Product you’ll be presented with this screen:



The screenshot shows a form for adding export products. It is divided into several sections:

- Categories:** A dropdown menu for selecting categories, with a 'Clear' button.
- Products:** A table with columns: Description, Category, UoM, and Actions. It includes buttons for 'Generate Products', 'Clear table', and 'Get from profile'. The table currently displays 'No Data'.
- Countries:** A dropdown menu for selecting countries, with 'Clear' and 'Add EU Countries' buttons.
- Exporter Products:** A table with columns: Description, Category, Country, Volume, UoM, and Actions. It includes buttons for 'Generate Profile' and 'Clear table'. The table currently displays 'No Data'.

At the bottom of the form, there are 'Save' and 'Close without saving' buttons.

Choose one or more Product Categories from the Categories drop down list. The Product Categories list will match the Category tree you use in SFSD. Click 'Generate Products'. You then get an opportunity to type in a free format description if you wish, and add a Unit of Measure if you wish. Click delete on any products you've chosen in error.

Then move to the Countries box and choose the Countries these Products are exported to. Then click 'Generate Profile'. This will create a record for each Product & Country combination. You are given the opportunity to edit each record and add Volumes and Units of Measure if you wish, or delete any records you've generated in error.

✕

Categories

Beef - Fresh Pork - Fresh ▼ Clear

Products

Generate Products
Clear table
Get from profile

Description ▼	Category ▼	UoM ▼	Actions
	Beef - Fresh	Carton	Edit Delete
	Pork - Fresh	Pack	Edit Delete

Countries

Germany Spain France ▼
Clear
Add EU Countries

Exporter Products

Generate Profile
Clear table

Description ▼	Category ▼	Country ▼	Volume ▼	UoM ▼	Actions
	Beef - Fresh	Germany	3	Carton	Edit Delete
	Beef - Fresh	Spain	5	Carton	Edit Delete
	Beef - Fresh	France	0	Carton	Edit Delete
	Pork - Fresh	Germany	0	Pack	Edit Delete
	Pork - Fresh	Spain	6	Pack	Edit Delete
	Pork - Fresh	France	4	Pack	Edit Delete

Save
Close without saving

When you are satisfied with all records click 'Save'. The Food Business details screen will now show all of the Export records you have created.

Exports (Count: 6) Update Set as not exporter				
Description	Category	Country	UoM	Units
	Beef - Fresh	Germany	Carton	3
	Beef - Fresh	Spain	Carton	5
	Beef - Fresh	France	Carton	0
	Pork - Fresh	Germany	Pack	0
	Pork - Fresh	Spain	Pack	6
	Pork - Fresh	France	Pack	4

If you wish to modify or delete any of the existing records, or add new records, click 'Update'.

If you decide this business is no longer an Exporter you can click 'Set as not exporter'. This will generate a warning message to say that all Exporter records will be deleted, and ask you to confirm. Deleted Export records will still show on the Exports dashboard but will be marked as deleted.

10.2 Flag a business as an Importer and add Import records

Follow the process described in 9.1 above using the 'Imports' section of the Food Business detail screen.

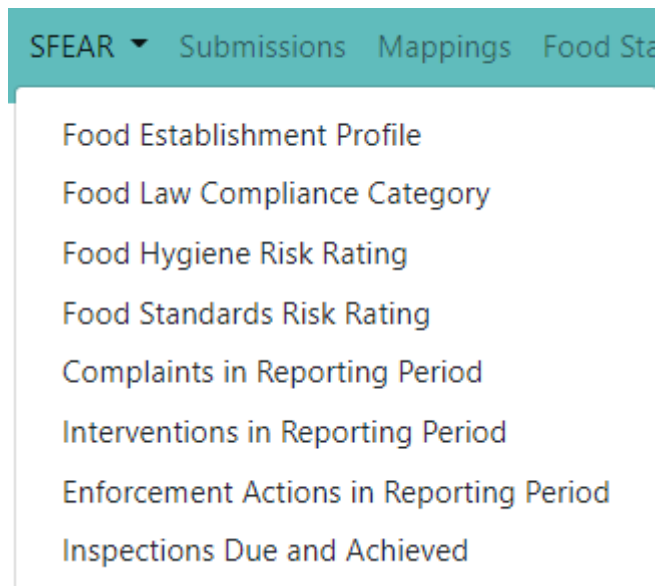
10.3 Browse Import and Export records

Any user can browse Import and Export records in SND using the Exports and Imports dashboards found in the 'Dashboard' menu.

As with the other dashboards, data can be ordered, filtered, and downloaded to Excel for further manipulation.

11 Scottish Food Enforcement Annual Return ('SFEAR') Reports

The SFEAR Report menu is available from the SND Portal header as follows:



Reports will default to the most recent complete financial year. The date range for a report can be changed at any time to any user selected date range, including a single day (double click on the day required in the calendar dialog box). Quick selections are also available for the following:

- The current financial year.
- The last six financial years.
- Last week
- Last 30 days
- Las 90 days

For each report users must select the date range that they wish to report, then click 'Fetch' to update the data.

Each report can be produced in PDF format. Raw data selected in the reports can be downloaded to Excel for further analysis.

11.1 Food Establishment Profile

This report is a snapshot of the number of trading Food Business Establishments for each Food Establishment Type, at the date selected for the report.

Food Establishment Profile

Download excel file
Create PDF

Fetch

Food Establishment Type	Total	Actions
Caring premises	5835	↓ Detail
Distributors/Transporters	955	↓ Detail
Hotel/Guest house	3308	↓ Detail
Importers/Exporters	58	↓ Detail
Manufacturers and Packers	3401	↓ Detail
Mobile food unit	2216	↓ Detail
Primary Producers	1546	↓ Detail
Pub/Club	4272	↓ Detail
Restaurant/Cafe/Canteen	9972	↓ Detail
Restaurants and Caterers	665	↓ Detail
Restaurants and caterers - other	8911	↓ Detail
Retailer - other	1923	↓ Detail
Retailers	1243	↓ Detail
School/College	3068	↓ Detail
Small retailer	7094	↓ Detail
Supermarket/Hypermarket	1412	↓ Detail
Take-away	4722	↓ Detail
Value not recognised	108	↓ Detail
<hr/>		
Total	60709	N/A

Use the 'Detail' buttons to download all data for a Food Establishment Type.

11.2 Food Law Compliance Category Report

This report profiles Food Businesses that traded in any period of a specified date range. The report defaults to the current financial year, however this can be changed to any required date range.

Food Law Compliance Category

Download excel file

Create PDF

📅

01/04/2020 - 31/03/2021

Fetch

Last week

Last 30 days

Last 90 days

2021-22

2020-21

2019-20

2018-19

2017-18

2016-17

2015-16

« < 2020 April > »

Sun	Mon	Tue	Wed	Thu	Fri	Sat
29	30	31	1	2	3	4
5	6	7	8	9	10	11
12	13	14	15	16	17	18
19	20	21	22	23	24	25
26	27	28	29	30	1	2
3	4	5	6	7	8	9

> » 2020 May < «

Sun	Mon	Tue	Wed	Thu	Fri	Sat
26	27	28	29	30	1	2
3	4	5	6	7	8	9
10	11	12	13	14	15	16
17	18	19	20	21	22	23
24	25	26	27	28	29	30
31	1	2	3	4	5	6

The report lists all Food Business Establishments by Food Establishment Type and Food Law Compliance Category. The report also shows totals for:

- Food Business Establishments with current Food Hygiene and Food Standards Risk Ratings.
- Food Business Establishments that are unrated for all of Food Hygiene, Food Standards, and Food Law.

11.3 Food Hygiene Risk Rating Report

This report profiles Food Businesses that traded in any period of a specified date range. The report defaults to the current financial year, however this can be changed to any required date range.

The report lists all Food Business Establishments by Food Establishment Type and Food Hygiene Risk Rating, where an Establishment's most recent inspection was carried out as a Food Hygiene inspection (rather than Food Law). The report also shows totals for:

- The number of Food Business Establishments that have been inspected using the Food Law Rating System.
- Food Business Establishments that are unrated for Food Hygiene and Food Law.

Note that the number of Food Business Establishment's with a current Food Hygiene Risk Rating will reduce over time as the transition to Food Law Rating System progresses.

11.4 Food Standards Risk Rating Report

This report profiles Food Businesses that traded in any period of a specified date range. The report defaults to the current financial year, however this can be changed to any required date range.

The report lists all Food Business Establishments by Food Establishment Type and Food Standards Risk Rating, where an Establishment's most recent inspection was carried out as a Food Standards inspection (rather than Food Law). The report also shows totals for:

- The number of Food Business Establishments that have been inspected using the Food Law Rating System.
- Food Business Establishments that are unrated for Food Standards and Food Law.

Note that the number of Food Business Establishment's with a current Food Standards Risk Rating will reduce over time as the transition to the Food Law Rating System progresses.

11.5 Complaints in Reporting Period

This report returns all Complaints received in a specified time period, by Complaint Type, and Responsibility Type (Food Law, Food Hygiene, Food Standards).

11.6 Interventions in Reporting Period

This report returns all Interventions carried out within a specified time period, by Intervention Type and Responsibility Type (Food Law, Food Hygiene, Food Standards).

11.7 Enforcement Actions in Reporting Period

This report returns all Enforcement Actions carried out within a specified time period, by Enforcement Type. Totals are given for the number of Enforcement Actions taken, and the number of Food Business Establishments that received an Enforcement Action.

11.8 Inspections Due and Achieved

This report returns the following information:

Section 1 – Programmed inspections

Line 1	Programmed Inspections Due in Reporting Period	Returns all inspections due on or after the start of the reporting period and on or before the end of the reporting period, for businesses satisfying the trading status of: (a) Still trading, OR (b) Ceased trading > 28 days after the next inspections due date.
Line 2	Programmed Inspections achieved (within 28 days of inspection due date).	All inspections from Line 1 that have been achieved before their due date or <= 28 days after their due date.
Line 3	Programmed Inspections not achieved (within 28 days of inspection due date).	All inspections from Line 1 that have not been achieved before their due date or <= 28 days after their due date.

Section 2 – Inspections due up to 28 days before report start date:

Line 4	Inspections due up to 28 days before report start date but not achieved by report start date.	Returns all inspection due between [report start date – 28 days] and [report start date], but not achieved at the report start date. All inspections returned will satisfy the trading criteria of: (a) Still trading OR (b) Ceased trading > 28 days after the next inspection due date.
Line 5	Inspections achieved within 28 days of inspection due date.	All inspections from Line 4 that have been achieved <= 28 days after their due date.
Line 6	Inspections not achieved within 28 days of inspection due date.	All inspections from Line 4 that have not been achieved <= 28 days after their due date.

Section 3 – Overdue Inspections:

Line 7	Overdue inspections at report start date.	Returns all inspections that fell due > 28 days before the report start date but have not been achieved by the report start date.
--------	---	---

		Businesses must satisfy the trading criteria of: Still trading at report start date.
Line 8	Overdue inspections achieved in reporting period	All inspections from Line 7 that have been achieved between the report start date and the report end date, inclusive.
Line 9	Overdue inspections not achieved in reporting period	All inspections from Line 7 that have not been achieved between the report start date and the report end date, inclusive.

Section 4– New Food Establishments:

Line 10	New Food Business Establishments in reporting period	Returns all new Food Business Establishments registered or approved between [report start date] and [report end date] inclusive.
Line 11	Inspections on new Food Business Establishments in reporting period	All new Food Business Establishments from line 10 that were inspected between [report start date] and [report end date] inclusive.
Line 12	New Food Business Establishments still to be inspected	All new Food Business Establishments from line 10 that are still to be inspected at the report end date.

Section 5– Other

Line 13	Food Business Establishments closed in reporting period	Returns all Food Business Establishments that ceased trading between the [report start date – 28 days] and the [report end date +28 days] inclusive.
Line 14	Unrated Food Business Establishments at report start date	Count of all unrated Food Business Establishments at the report start date.
Line 15	Unrated Food Business Establishments at report end date	Unrated Food Business Establishments at report end date.

12 User Management

SND Administrators at FSS and at Local Authorities can create, modify and delete user accounts in SND using the 'Admin' menu from the header toolbar, and choosing 'User Management'.

Administrators at Local Authorities must ensure that user accounts are kept up to date, in particular when a person leaves a Local Authority or moves to a new role where SND access is no longer relevant, their SND user account must be deleted.

The User Administration dashboard now displays the last date of use for each user account. This facility can be used by SND Administrators (in FSS and in the LAs) to identify accounts that can be removed.

12.1 User permissions:

There are 3 levels of user permissions.

- 'Administrator' gives full access to all SND functions including User Management and Mappings at the relevant LA, or all LAs for FSS SND Administrators.
- 'Standard' gives access to view all data for the relevant LA but no access to User Management and Mappings. FSS SND 'Standard' users can access data from all Local Authorities.
- 'Limited' is currently used to allow user access to be limited to specific functions, e.g. the National Fishing Vessel dashboard.

12.2 Function level permissions:

Administrators can choose who has access to various functions in SND using the function check boxes on the User Details screen. Currently there are check boxes for:

- SFEAR report access.
- Import and Export Access. Note that this controls who can create, modify and delete Import and Export information. All users will be able to see Import and Export information.

Access to National dashboards is controlled by FSS SND Administrators.

13 Data Quality Monitoring

This is a package of functionality available in SND to monitor the quality of data sent to SND, and to highlight when submissions of data are late arriving.

13.1 Local Authority Status Dashboard

This dashboard is available to FSS SND Administrators only and it lists the last data submission date and time for each Local Authority. Weekly data submissions are expected from each LA. The dashboard highlights the LA as amber 'Submission is overdue' when it is > 7 days since the last submission. At 10 days overdue the dashboard highlights the LA as red 'Late submission, probable error'.

An FSS SND Administrator checks this dashboard daily and contacts LAs with overdue submissions. The submitting of data is controlled by the LA MIS therefore the LA MIS system administrators must investigate and correct the error.

13.2 Data Quality Monitoring

This functionality is currently available to FSS SND Administrators and will be rolled out to LA SND Administrators soon.

The Data Quality Monitoring dashboard allows FSS to monitor the quality of data arriving in SND from the LA MIS systems via the API. Issues reported are also ranked in severity. Severity levels can be changed as and when required.

The following data quality checks are currently reported:

SND Table	Field(s)	Action
Food Establishment	Premises Type	Report error if blank
Food Establishment	Business Registration Date and Business Start Date	Report error if both dates are missing or invalid
Food Establishment	Business Operator Name	Report error if blank
Food Establishment	Trading Name	Report error if blank
Food Establishment	Address & Post Code fields	Report error if blank
Food Establishment	Easting and Northing	Report error if blank

SND Table	Field(s)	Action
Approved Food Establishment	Approval Number	Report error if blank
Approved Food Establishment	Approval Status	Report error if blank
Approved Food Establishment	Approval Status Date	Report error if blank or invalid date
Intervention	Responsibility Type	Report invalid values
Intervention	Intervention Type	Report error if blank
Intervention	Intervention Date	Report error if blank or invalid date
Food Hygiene Information Scheme	Status	Report error if blank
Food Hygiene Information Scheme	Date Visited	Report error if blank or invalid date
Food Hygiene Risk Rating	Officer Responsible Name	Report error if blank
Food Hygiene Risk Rating	Type of Food and Method of Handling Score	Report invalid values
Food Hygiene Risk Rating	Method of Processing Score	Report invalid values
Food Hygiene Risk Rating	Consumers at Risk Score	Report invalid values
Food Hygiene Risk Rating	Level of Hygiene Compliance Score	Report invalid values
Food Hygiene Risk Rating	Level of Structural Compliance Score	Report invalid values
Food Hygiene Risk Rating	Confidence in Management Control Systems Score	Report invalid values
Food Hygiene Risk Rating	Vulnerable Groups Score	Report invalid values
Food Hygiene Risk Rating	Risk of Contamination Score	Report invalid values
Food Hygiene Risk Rating	Food Hygiene Risk Rating Date	Report blank dates / future dates / incorrectly formatted dates
Food Hygiene Risk Rating	Next Food Hygiene Inspection Date	Report blank dates / date of >5 years in future
Food Standards Risk Rating	Officer Responsible Name	Report error if blank
Food Standards Risk Rating	Risk to Consumers and / or Business Score	Report invalid values

SND Table	Field(s)	Action
Food Standards Risk Rating	Extent to Which the Activities of the Business affect any Hazard Score	Report invalid values
Food Standards Risk Rating	Ease of Compliance Score	Report invalid values
Food Standards Risk Rating	Consumers at Risk Score	Report invalid values
Food Standards Risk Rating	Level of Current Compliance Score	Report invalid values
Food Standards Risk Rating	Confidence in Management Control System score	Report invalid values
Food Standards Risk Rating	Food Standards Risk Rating Date	Report blank dates / future dates / incorrectly formatted dates
Food Standards Risk Rating	Next Food Standards Inspection Date	Report blank dates / date of >5 years in future
Food Law Rating System	Officer Responsible Name	Report blank officer name
Food Law Rating System	Business Group	Report invalid values
Food Law Rating System	Average Risk Rating Score	Report invalid values
Food Law Rating System	Risk Rating Band	Report invalid values
Food Law Rating System	Food Law Risk Rating Date	Report blank dates / future dates / incorrectly formatted dates
Food Law Rating System	Next Food Law Inspection Date	Report blank dates / date of >5 years in future
Food Law Rating System	Food Safety and Practice Performance Score	Report invalid values
Food Law Rating System	Cross Contamination Performance Score	Report invalid values
Food Law Rating System	Food Information Performance Score	Report invalid values
Food Law Rating System	Composition Performance Score	Report invalid values
Food Law Rating System	Structural Performance Score	Report invalid values
Food Law Rating System	Food Safety Management System Score	Report invalid values
Food Law Rating System	Confidence in Management Score	Report invalid values
Complaint (Service Request)	Complaint Type	Report error if blank

SND Table	Field(s)	Action
Enforcement	Enforcement Date	Report blank dates / future dates / incorrectly formatted dates
Enforcement	Enforcement Type	Report blank dates
Conviction	Conviction Date	Report blank dates / future dates / incorrectly formatted dates

Note that Data Quality Monitoring cannot report on data missing from the data submissions sent to SND from the LA MIS.

Food
Standards
Scotland

Inbhe
Bìdh Alba

For further information please contact:

Jacquie Sutton

Digitalisation & Technology Workstream
Manager

Regulatory Strategy Programme

jacquie.sutton@fss.scot

07796 940 299

Food Standards Scotland

Pilgrim House

Old Ford Road

Aberdeen

AB11 5RL