

# Financial Performance Summary

## to 30 June 2015 (Fig 1)

### Food Standards Scotland Financial Performance Summary - to 30 June 2015

	Actual	Profile to 30 June	Profile Variance		Full Year Forecast at 31 March 2016	Original Budget Allocation 2015/16	Budget Variance
Staff	1,500,703	1,429,576	-71,127		6,086,912	6,015,785	-71,127
Administration	705,968	749,385	43,417		2,796,994	3,534,292	737,298
Programme	1,770,094	1,643,640	-126,454		8,901,847	9,511,289	609,442
of which committed					7,307,847	7,392,820	84,973
of which uncommitted					1,594,000	2,118,469	524,469
Capital	56,000	56,000	0		56,000	56,000	0
Income	-827,224	-813,686	13,538		-3,430,904	-3,417,366	13,538
<b>FSS Total</b>	<b>3,205,541</b>	<b>3,064,915</b>	<b>-140,626</b>		<b>14,410,849</b>	<b>15,700,000</b>	<b>1,289,151</b>

# Points to note

## Reasons for Variance:

- Staffing – average salaries used to produce initial forecast.
- Admin – actual spend does not include costs to be transferred by FSA in relation to T&S
- Programme – some programme spend not forecast at start of year which took place during Q1

## Key Budgetary Commitments during Q1

- Royal Highland Show & Taste of Grampian consumer events
- Award of contracts for Advertising/Marketing, Media Services, PR/Social Media & Print, Production and Design Services

## Committed/Uncommitted Budget

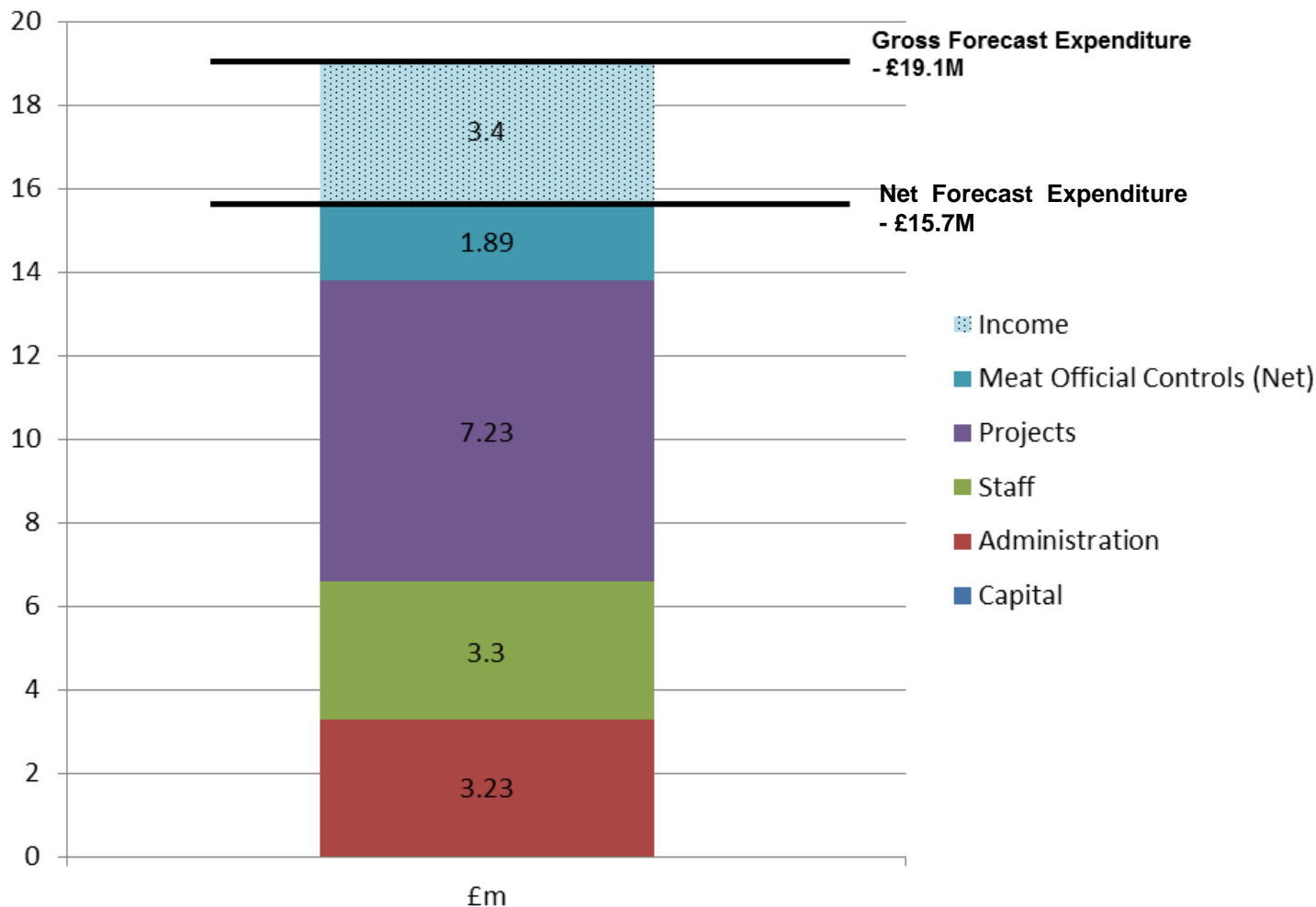
- Committed budget where contract signed and/or project underway
- Uncommitted budget approved in principle against project bids but no contractual commitment in place

## FSS focus is on the Full Year Forecast against budget allocation

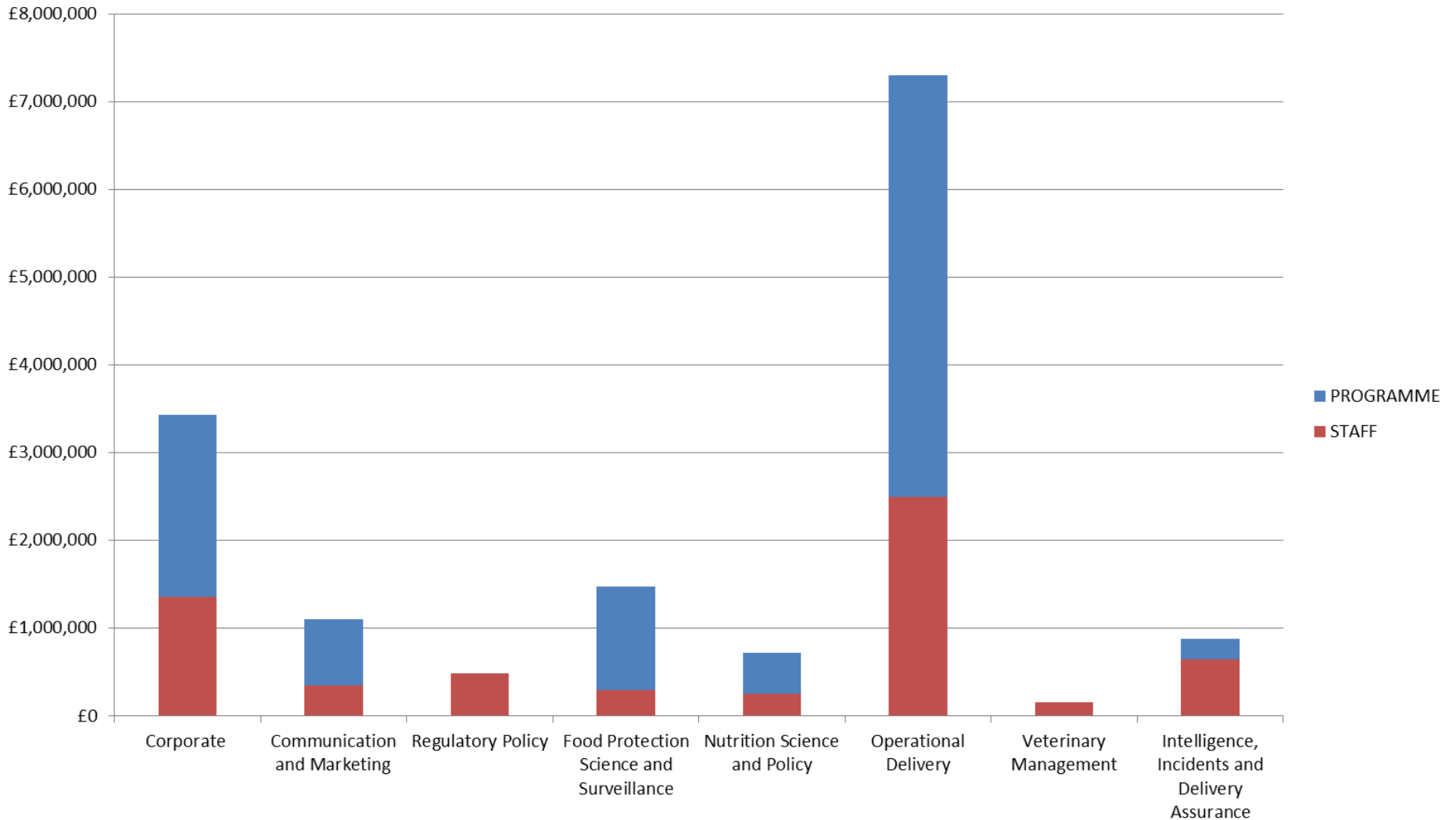
### Picture at end first quarter –

- Some uncommitted spend now committed & new projects coming online
- Additional recruitment underway (Food Crime Unit to be included in forecast for Q2)
- FSA Cash Transfer will be accounted for in Q2 (relating to payments FSA made on behalf of FSS during Q1)

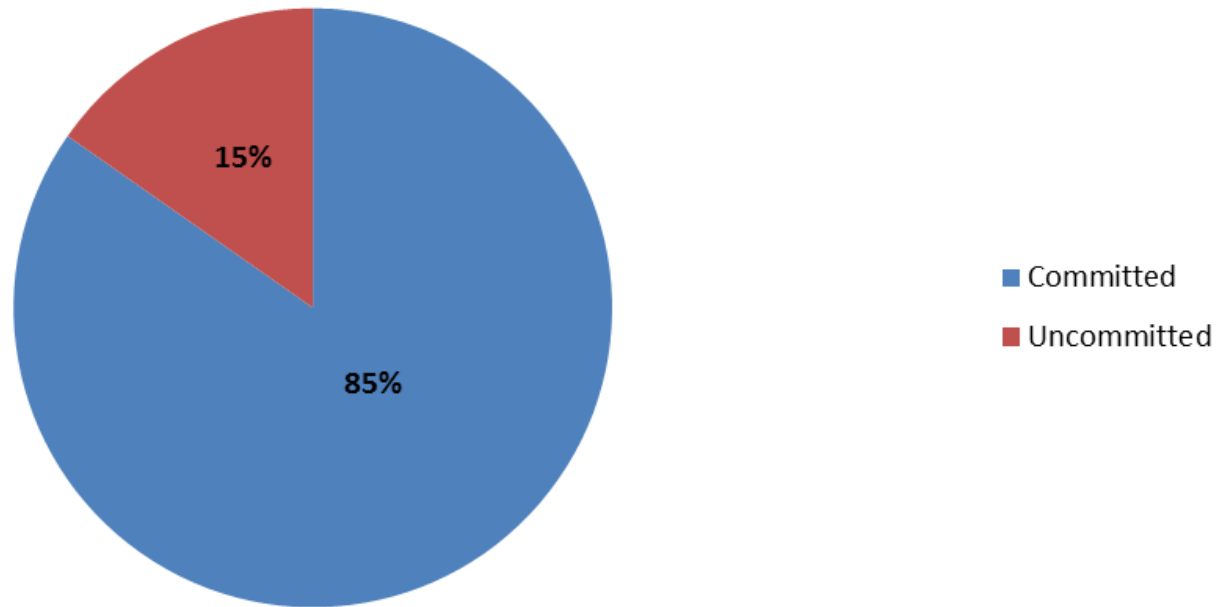
# Net Expenditure Forecast £M – June 2015 (Fig 2)



# Staff & Programme Budget Allocation by Branch (Fig 3)

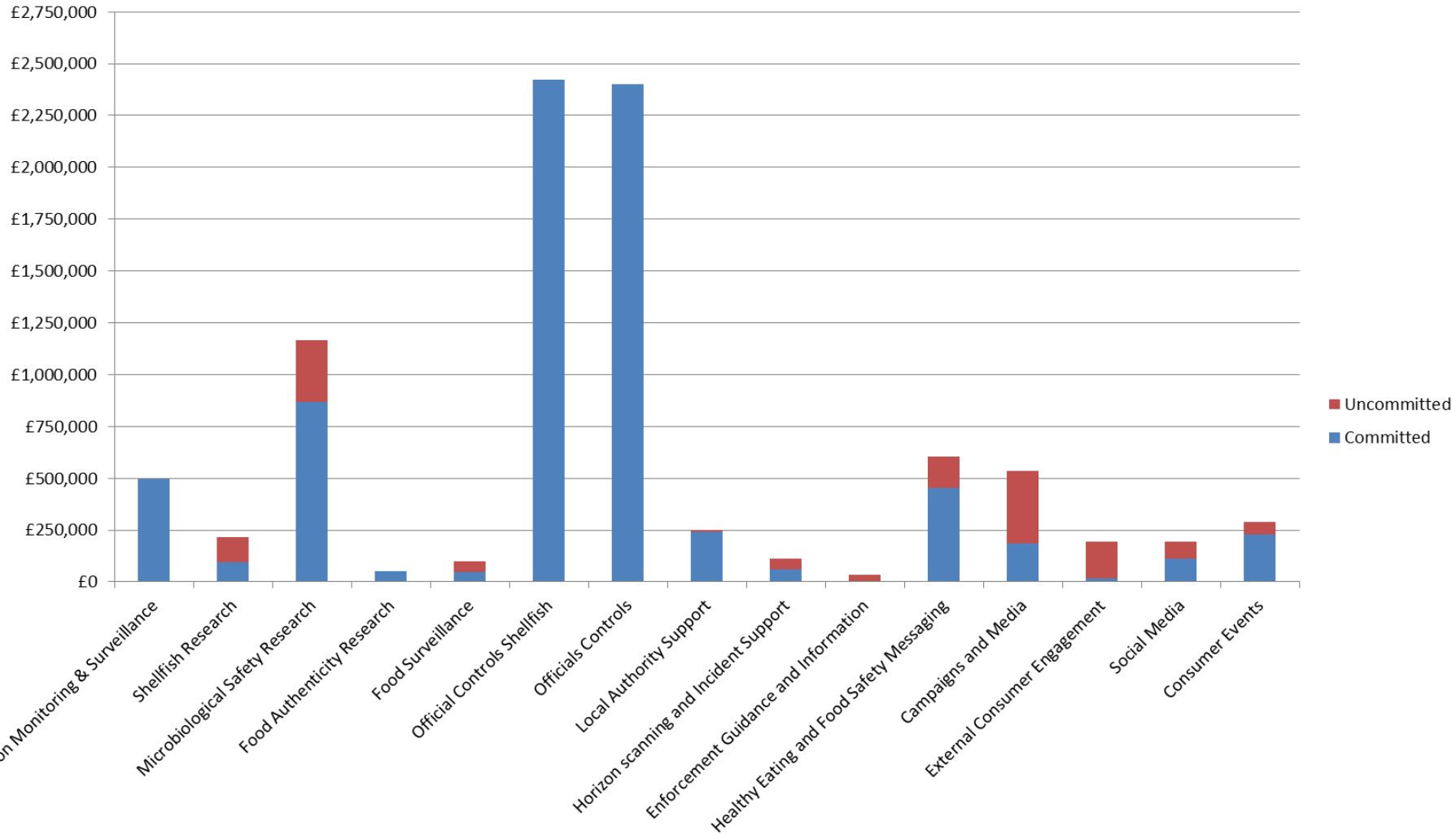


## Total Allocated Programme Budget – Committed / Uncommitted at end July 2015 (Fig 4)

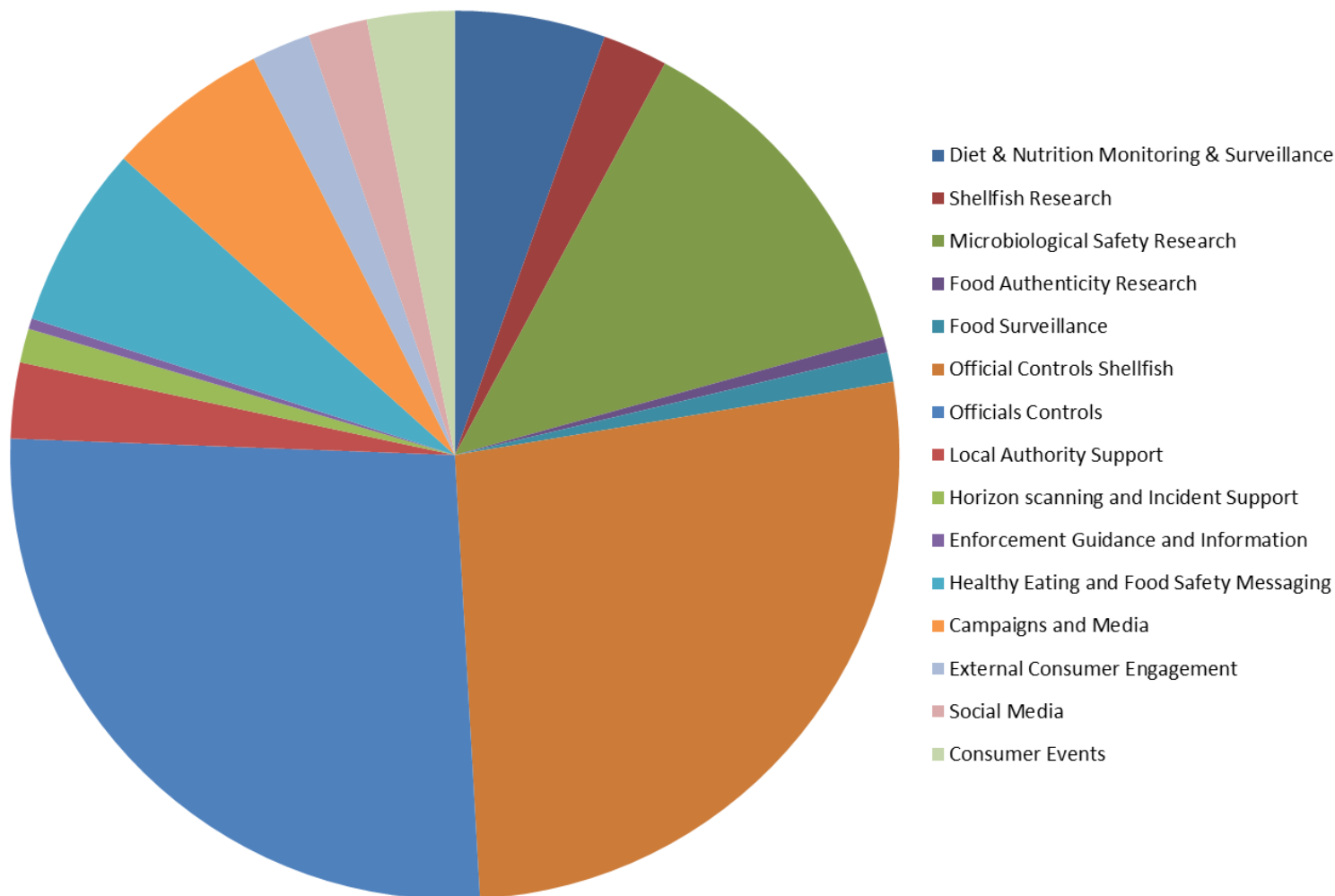


Committed (£)	Uncommitted (£)
7,678,000	1,385,000

## Programme Budget – Committed/Uncommitted by work area – July 2015 (Fig 5)



## Total Programme Budget allocation by work area: July 2015 (Fig 6)



## Programme Budget Allocation by work area – July 2015 (Fig 7)

Work Area	Programme Budget	Example Projects
Diet & Nutrition Monitoring and Surveillance	£496,000	Monitor Nutrient Composition of Household Food and Drink Purchasing, Monitor Progress Towards Scottish Dietary Goals
Shellfish Research	£214,000	Shellfish Biotoxin Monitoring – Risk Assessment, Evaluation of Shellfish Toxin Management Guidance
Microbiological Safety Research	£1,200,000	E-Coli O157 Shedding by Cattle, Measuring Impact of Campylobacter Interventions in Scotland
Food Authenticity Research	£53,000	Measuring Authenticity (Isotopic Markers), Authenticity of Scotch Beef at Retail
Food Surveillance	£97,300	UK Food Surveillance System
Official Controls (Shellfish)	£2,423,000	Biotoxin, E-Coli, Phytoplankton Monitoring
Official Controls	£2,401,000	Primary Production Sampling, Contract OV's and MHIs
Local Authority Support	£250,000	Low Cost Training for Local Authorities, Food Sampling Grants
Horizon Scanning and Incident Support	£112,000	Emergency Exercise Development
Enforcement Guidance and Information	£35,000	Enforcement Strategy Development, Food Law Code of Practice and Framework Agreement
Healthy Eating and Food Safety Messaging	£603,000	Food Hygiene Training for Schools, Year of Food & Drink for Local Authority and Non-Local Authority Partners
Campaigns and Media	£535,000	Social Marketing Campaigns, Corporate Promotional Materials
External Consumer Engagement	£194,000	Marketing (Partnership/Segmentation) , Media Tracking
Social Media	£195,000	PR and Social Media Support & Digital Content Creation
Consumer Events	£288,000	Including Royal Highland Show, Taste of Grampian